



Constructeur français
de moyens de
trouçonnage standards
et spéciaux.

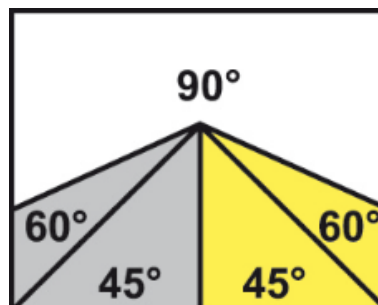
FICHE TECHNIQUE

ARG 250 S.A.F.


<https://www.coup-indus.fr/produit/arg-250-s-a-f/>



ARG 250 S.A.F.



Universal robust band saw is appraised for general use in continuous uninterrupted production plants and in work-shops (work on locks, maintenance) as well. Industrial band 27 x 0.9 mm is manufactured in many versions and allows for cutting of wide range of materials, including stainless steel or tool steel.



Category: [Semi-automatiques](#)

PRODUCT DESCRIPTION

The machine is equipped with high-performance industrial hydraulic unit. Pressing a single switch will execute complete cutting cycle - material clamping, band and cooling system start, cutting, band and cooling stop, arm uplift to the original adjustable position and vice unclamping. All of this in connection with hydraulics-controlled saw band feed into cut significantly increases cutting efficiency, especially in larger series and cutting of full and high-quality materials.




When you switch to the manual mode you can control all functions separately. Hydraulic unit allows you to set the required pressure of the vice. Maximum cutting efficiency is maintained also thanks to the possibility of setting optimum saw band rate by a frequency converter in the range between 15 and 90 m/min., which significantly contributes to cutting accuracy and service life of saw bands. Large base and massive arm turning system with large loading surfaces ensure exceptional stability of the machine even when cutting heavy workpieces.

- Continuous adjustment of the cutting angle within the range 90°-60° when the workpiece is clamped tight.
- Very robust machine framework composes of castings from grey cast iron and ensures vibration absorption.
- Modern concept of the band saw arm allows for large cutting ranges in upright and angular cuts.
- Simple locking and adjusting of the desired cutting angle on the angle scale.
- Massive quick-clamping vice ensures easy and reliable material clamping.



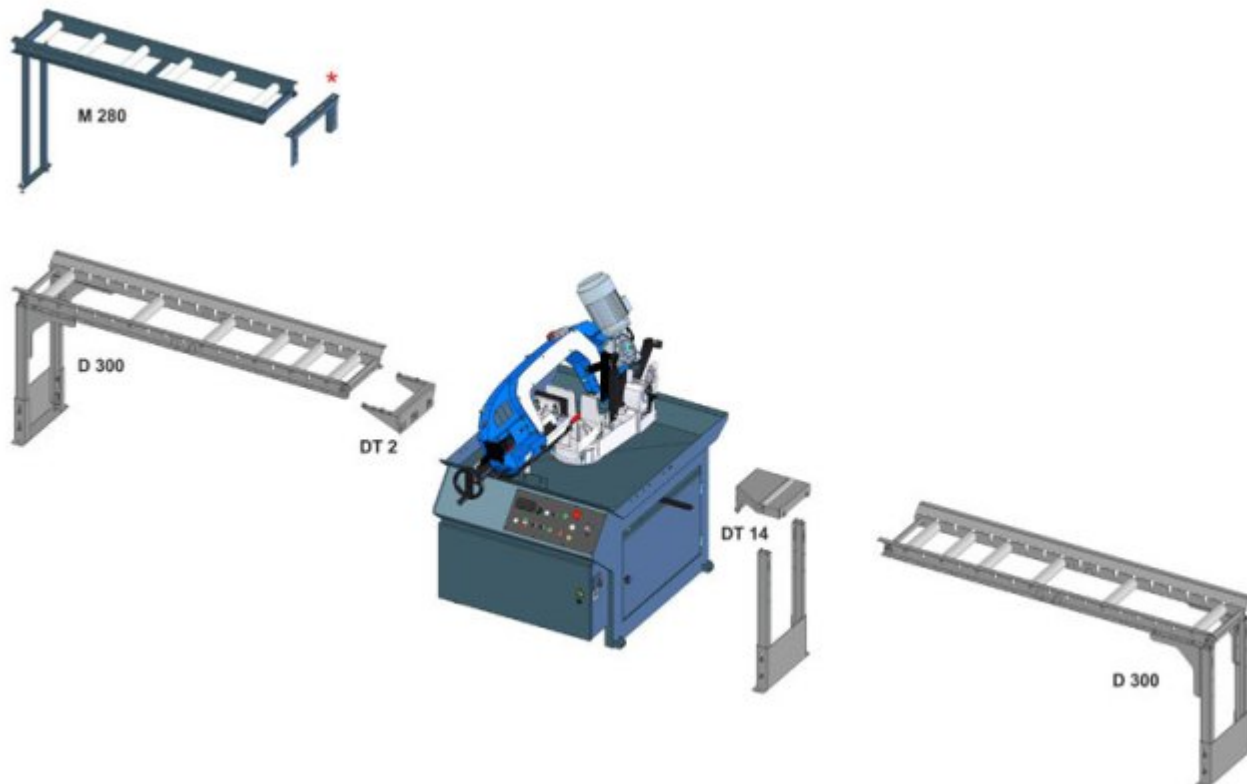
- Large diameter running wheels and precise three-side hardmetal guiding ensure long service life of the band and cutting accuracy.
- Overdesign of running wheel bearings, tensioning wheel system and all rotary parts ensures long service life of the machine.
- Noiseless and maintenance-free band drive is provided by an industrial electric motor with worm gearbox.
- The machine is connected to a complete cooling system with a high-performance pump and possibility of regulating the flow on both guiding heads independently. Coolant tank with a pump is placed in the base of the machine.
- The machine checks correct tension or break of the saw band. If the saw band breaks the machine automatically switches off.
- Easy control by ergonomically placed controls (electrical and hydraulics) on the base of the machine.
- The machine is equipped with a hinged stop with a 500mm scale. Hinged system prevents jamming of the material during cutting – it prevents saw band from damage.



| | 90° | +45° | +60° |
|---|------------|-------------|-------------|
|  | 250 | 200 | 125 |
|  | 240 | 190 | 120 |
|  | 300 x 200 | 190 x 190 | 120 x 130 |

| | |
|---------------------------|---|
| Main motor | 400 V, 50 Hz, 2,2 kW |
| Pump motor | 400 V, 50 Hz, 0,05 kW |
| Hydraulic motor unit | 400 V, 50 Hz, 0,55 kW |
| Saw blade speed | 15-90 m/min. |
| Working height of vice | 910 mm |
| Hydraulic system oil | cca 25 l (ISO 6743/4-HM, DIN 51 524 part 2-HLP) |
| Coolant tank | cca 15 l |
| Machine dimensions (min.) | 1465 x 951 x 1455 mm |
| Machine dimensions (max.) | 1940 x 1301 x 1780 mm |
| Machine weight | 445 kg |

Convoyeurs disponibles:



Workpiece stop - Standard equipment

Robust stop with a 500mm scale for setting the required length of the material to be cut.



Frequency converter - Standard equipment

Enables continuous blade speed regulation between 15-90 m/min. and thus setting the optimum cutting conditions for the given material.



Hydraulic pressure device

Used to clamp bundles of material to be cut. Ensures reliable clamping by hydraulically controlled vertical contact pressure working within the machine's cycle.



Material chute

Continuously joins the vice behind the cut and allows for easy slide of cut pieces into a container when cutting larger series. The chute construction consisting of 2 parts prevents leakage of the coolant.



Halogen lamp

Provides good lighting of the workplace of the machine. An invaluable tool especially when the lighting at the workplace is insufficient.



Oil mist lubrication

Creates an oil mist that is sprayed onto the cutting edge. It replaces the use of a classic coolant, especially when cutting sections during which leakages may occur. Possibility of using organic oils.



Laser alignment

High-quality industrial laser projects the cutting line on the material to be cut. Makes the setting of the required material length simpler, faster and more accurate.



Saw band tension indicator

Ensures accurate tensioning of the saw band to a required value according to the pressure gauge and its control during the use of the machine. Optimum tensioning of the saw band is essential for its service life and cutting accuracy.



Rinse spray gun

For cleaning working space of the machine.




Constructeur français
de moyens de
trouçonnage standards
et spéciaux.

FICHE TECHNIQUE

ARG 250 S.A.F.

<https://www.coup-indus.fr/produit/arg-250-s-a-f/>



Electronic arm uplift height setting

On a standard machine, the arm uplift height is adjusted manually on a scale located on the machine's joint. This version is fitted with a sensor on the machine's joint. If you set the desired arm uplift height before serial cutting in manual mode, the set arm uplift height is stored in the machine memory after switching the machine to semi-automatic mode. After the workpiece is cut, the arm is automatically raised to the set arm uplift height.