



Constructeur français
de moyens de
trouçonnage standards
et spéciaux.

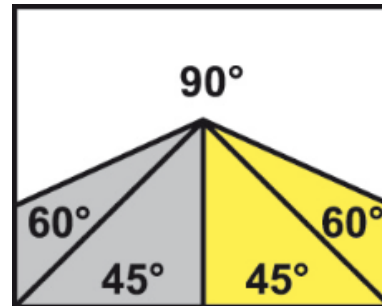
FICHE TECHNIQUE

ARG 250


<https://www.coup-indus.fr/produit/arg-250/>



ARG 250



Universal robust band saw is appraised for general use in continuous uninterrupted production plants and in work-shops (work on locks, maintenance) as well. Industrial band 27 x 0.9 mm is manufactured in many versions and allows for cutting of wide range of materials, including stainless steel or tool steel.



Category: [Descente assistée](#)

PRODUCT DESCRIPTION




Large base and massive arm turning system with large loading surfaces ensure exceptional stability of the machine even when cutting heavy workpieces. The band saw arm uplift is manual; the feed into cut is carried out by the weight of the arm, with the possibility of continuous regulation by the oil damper butterfly valve. When the cut is finished the band saw drive automatically switches off. To facilitate easy arm uplift the machine is equipped with adjustable tension springs that allow for setting of optimum force required for the arm uplift according to characteristics of the material to be cut.

- Continuous adjustment of the cutting angle within the range 90°-60° when the workpiece is clamped tight.
- Very robust machine framework composes of castings from grey cast iron and ensures vibration absorption.
- Modern concept of the band saw arm allows for large cutting ranges in upright and angular cuts.
- Simple locking and adjusting of the desired cutting angle on the angle scale.
- Massive quick-clamping vice ensures easy and reliable material clamping.
- Large diameter running wheels and precise three-side hardmetal guiding ensure long service life of the band and cutting accuracy.
- Overdesign of running wheel bearings, tensioning wheel system and all rotary parts ensures long service life of the machine.
- Noiseless and maintenance-free band drive is provided by an industrial electric motor with worm gearbox.



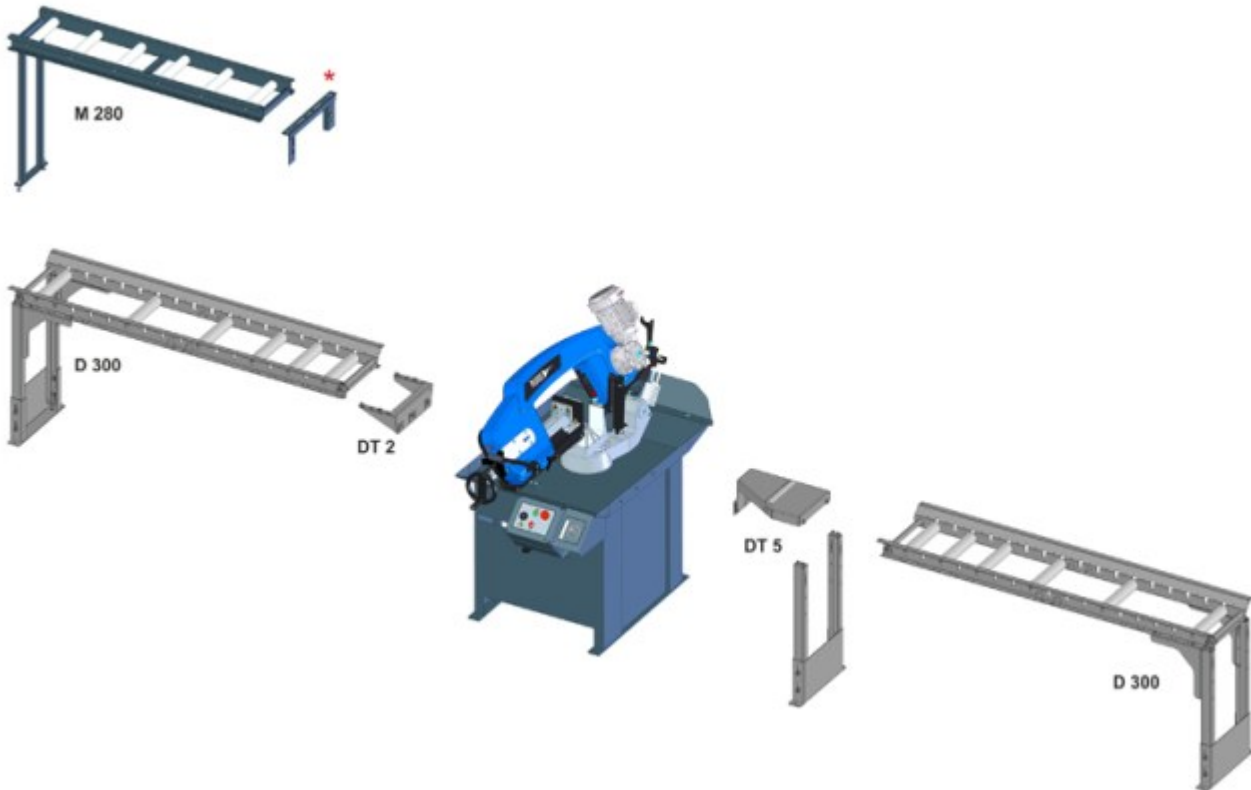
- Three-phase two-speed motor (400 V) allows for the selection of band speed between 40 and 80 m/min.
- The machine is connected to a complete cooling system with a high-performance pump and possibility of regulating the
- flow on both guiding heads independently. Coolant tank with a pump is placed in the base of the machine.
- Easy control by ergonomically placed controls (electrical and hydraulics) on the base of the machine.
- A continuously adjustable stop with a 500mm scale is supplied with the machine.



	90°	+45°	+60°
	250	200	125
	240	190	120
	300 x 200	190 x 190	120 x 130

Main motor	400 V, 50 Hz, 0,9/1,4 kW
Pump motor	400 V, 50 Hz, 0,05 kW
Saw blade speed	40/80 m/min.
Working height of vice	910 mm
Cool tank	cca 15 l
Machine dimensions (min.)	1680 x 750 x 1430 mm
Machine dimensions (max.)	1870 x 1530 x 1980 mm
Machine weight	320 kg

Convoyeurs disponibles:



*) Is always a part of the conveyor.

Note: You can connect M280 behind the cut as a conveyor only if angular cutting isn't required.




Workpiece stop - Standard equipment

Robust stop with a 500mm scale for setting the required length of the material to be cut.



Pressure device

Used to clamp the bundles of material to be cut. Ensures simple and reliable material clamping using a vertical contact pressure.



Material chute

Continuously joins the vice behind the cut and allows for easy slide of cut pieces into a container when cutting larger series. The chute construction consisting of 2 parts prevents leakage of the coolant.



Halogen lamp

Provides good lighting of the workplace of the machine. An invaluable tool especially when the lighting at the workplace is insufficient.



Oil mist lubrication

Creates an oil mist that is sprayed onto the cutting edge. It replaces the use of a classic coolant, especially when cutting sections during which leakages may occur. Possibility of using organic oils.



Laser alignment

High-quality industrial laser projects the cutting line on the material to be cut. Makes the setting of the required material length simpler, faster and more accurate.



Saw band tension indicator

Ensures accurate tensioning of the saw band to a required value according to the pressure gauge and its control during the use of the machine. Optimum tensioning of the saw band is essential for its service life and cutting accuracy.



Rinse spray gun

For cleaning working space of the machine.



Frequency converter

Enables continuous blade speed regulation between 15–90 m/min. and thus setting the optimum cutting conditions for the given material.